

RIVER AND WEATHER CONDITIONS

Prepared for Waterways Association Meeting 9/9/2015
National Weather Service Forecast Office, Pittsburgh PA

For the latest river and weather forecasts--<http://www.weather.gov/pittsburgh>

WEATHER RECAP

For the month of August 2015 the temperatures were normal and precipitation well below normal. The dry spell that started July continued through August. A total of 2.29 inches of rain fell during August which is 1.19 inches below the normal of 3.48 inches. Most areas received only 50% to 75% of normal rainfall for August.

The Allegheny flow was 80% of normal, the Ohio 50% and Monongahela 60% of normal. All reservoirs were close to summer pools levels as rainfall from earlier in the summer was plentiful. No river flooding occurred, but isolated thunderstorms caused localized heavy rains and high water on streams and creek where the rain did fall.

OUTLOOK

Heat wave is over. Temperatures will turn more fall like, rainfall will increase but still be below normal for next 4 weeks

Outlook for rest of week: Turning cooler with some much needed showers. Thursday. (approx. 0.75 inch) then Saturday (approx. 1.00 inch)

Outlook for week of September 14: Turning fall like with below normal temperatures. Period of rain late in the week, Total Rainfall: (approx. 1.00 inch).

Outlook for week of September 21: Below normal temperatures with chances of showers. (approx. 1.00 inch)

October outlook: First half of month: near normal temperatures. Second half of month: Below normal temperatures. Below normal precipitation.

November outlook: Below normal temperatures. Normal precipitation.

Tropical/Hurricane outlook: 7 Atlantic storms so far: "**Two Firsts**": Hurricane Fred was the first hurricane to ever strike the Cape Verde Islands. Pacific Ocean: First time ever that 3 "major" hurricanes were going on at one time.

Winter Outlook: El Nino strengthens in the central Pacific, but cooler than normal temperatures in the eastern Pacific. Normally a strong El Nino means a milder than normal winter for Pittsburgh, but a big factor is that warm water off the west coast of the US and Canada is forecast to remain into this winter again. This may mean more snow & slightly colder than normal temperatures (but not as cold as past 2 winters) for the Pittsburgh area. October-November may start the winter season colder than normal with above normal precipitation, December may be milder, but outlook for January/ February is slightly colder with February snowier.

<i>Location</i>	<i>Aug 2015 Precipitation</i>	<i>Departure (Inches)</i>
<i>Pittsburgh</i>	2.29	-1.19










<i>Location</i>	<i>Aug Average Temperature</i>	<i>Departure Degrees</i>	<i>Extreme High</i>	<i>Extreme Low</i>
<i>Pittsburgh</i>	73.1	-0.20	90 Aug 17	52 Aug 13

HIGH WATER POTENTIAL

High water potential is below normal. A minimum of 2.50 inch basin wide rainfall in 6 to 12 hours is needed to bring rivers to bank full. Total rainfall through the first week of October should average about 2.00 inches which is below normal.

	Jan	Feb	Mar	Apr	May	Jun	Jul	Aug	Sep	Oct	Nov	Dec	Annual
Average monthly precipitation	2.7	2.39	2.95	3.11	3.95	4.3	3.83	3.48	3.11	2.29	3.23	2.85	38.19

WEATHER FORECAST

Today	Tonight	Thursday	Thursday Night	Friday	Friday Night	Saturday	Saturday Night	Sunday
								
40%	60% 60%	60%	20%		40%	40%		30%
Partly Sunny then Chance T-storms	T-storms Likely then Showers Likely	Showers Likely	Slight Chance Showers then Mostly Cloudy	Mostly Sunny	Chance Showers	Chance Showers	Mostly Cloudy	Chance Showers
High: 86 °F	Low: 66 °F	High: 76 °F	Low: 59 °F	High: 78 °F	Low: 58 °F	High: 73 °F	Low: 54 °F	High: 69 °F

8-14 Day Outlook... Below normal temperatures and normal rainfall.

30 Day Outlook... Below normal temperatures and below normal precipitation.

Oct-Nov-Dec Outlook... Below normal temperatures and normal rainfall

Dec-Jan-Feb Outlook... Below normal temperatures and above normal precipitation

Feb-Mar-April Outlook... Normal temperatures and above normal precipitation

Average Yearly rainfall Pittsburgh: 38.19 inches **So far in 2015:** 27.73 (+0.15)

Totals for: 2014: 36.84 2013: 36.65 inches; 2012: 41.74 inches; 2011: 44.24 inches; 2010: 37.85 inches

Forecast Sea Surface Temperature and El Nino:

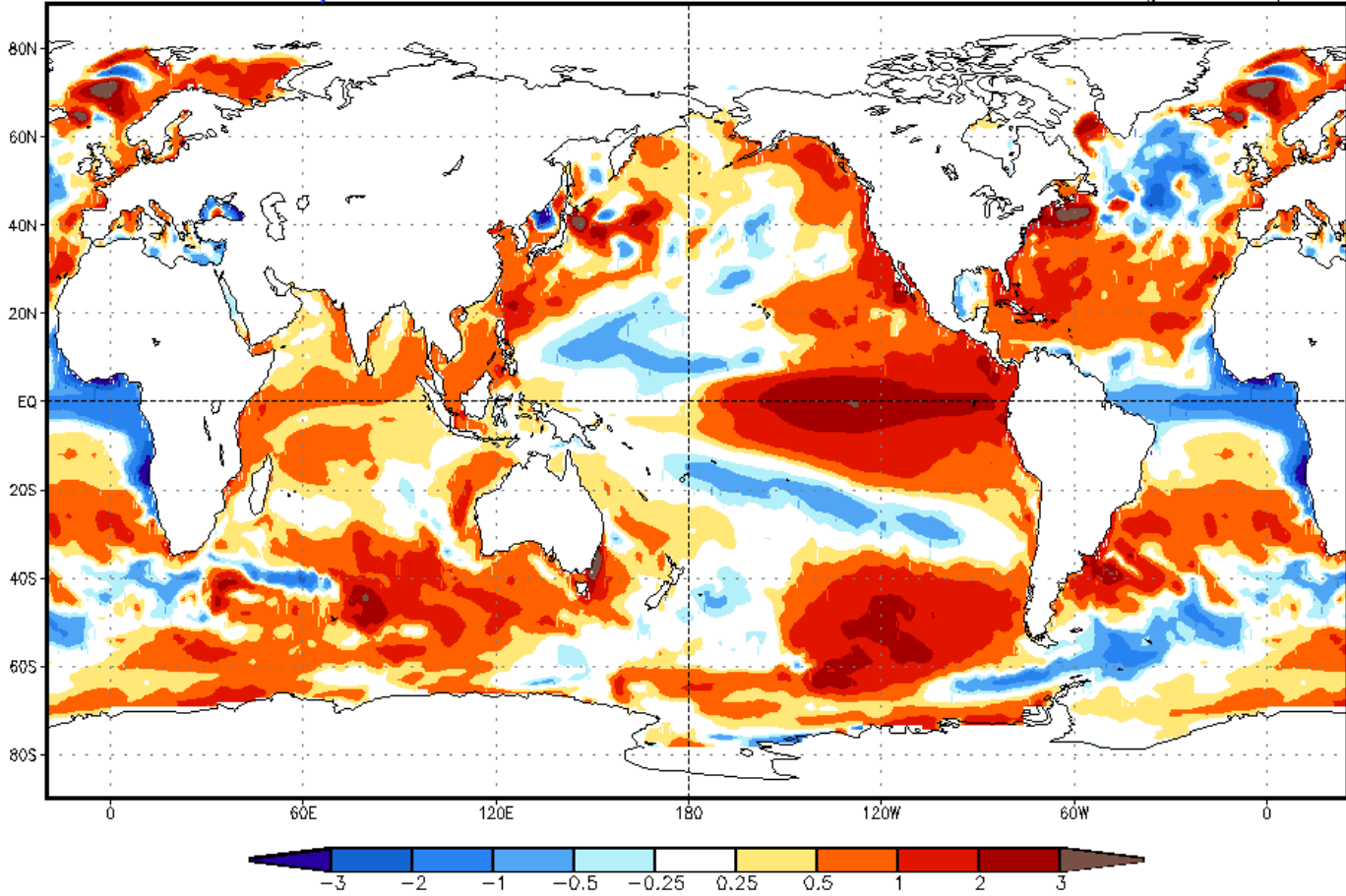


NWS/NCEP/CPC

CFSv2 seasonal SST anomalies (K)

Dec-Jan-Feb 2015/2016

Initial conditions: 28Aug2015-6Sep2015



Historic Pacific Hurricane outbreak - 3 major Hurricane at once for first time on record

