

RIVER AND WEATHER CONDITIONS

Prepared for Joint Huntington/Pittsburgh Waterways Association Meeting 10/8/2014
 National Weather Service Forecast Office, Pittsburgh PA
 For the latest river and weather forecasts--<http://www.weather.gov/pittsburgh>

WEATHER RECAP

September and early October temperatures were below normal. Rainfall was well below normal in the Pittsburgh and Parkersburg areas and near normal around Huntington. Driest areas were on a line from Parkersburg to Zanesville to Pittsburgh where only 20 % of the normal rainfall was received in September. September was on track to be one of the 10 driest on record, but widespread rainfall on Sep 30 ended the dry spell. So far October and seen above normal rainfall.

The maximum temperature in Pittsburgh did not exceed 90 degrees this month or any time this season. There were 92 heating degree days in September which is 9 degrees below the normal amount of 101 days. There were 75 cooling degree days which is 1 below the normal amount of 76 days.

Location	Sep 2014 Precipitation	Departure (Inches)
Parkersburg	0.85	-2.23
Huntington	3.26	+0.86
Pittsburgh	0.97	-2.14

Location	Sep Average Temperature	Departure degrees	Extreme High	Extreme Low
Parkersburg	65.8	-0.4	89(Sep 4)	40(Sep 23)
Huntington	66.9	-0.7	88(Sep 4)	43(Sep 23)
Pittsburgh	64.1	0.0	87(Sep 5)	38(Sep 23)

RIVER CONDITIONS

River flows and velocities were slightly above normal for the Allegheny and the Ohio River with flows of about 120% of normal for September. Flows and velocities on the Monongahela River were 75% of normal and about 50% of normal on the Kanawha for September.

HIGH WATER POTENTIAL








A minimum of 2.50 to 3.00 inches basin wide rainfall in 6 to 12 hours is needed to bring rivers to bank full. High water potential is below normal over the next 30 days.

OUTLOOK








The theme for the next month is frequent changes with no prolonged dry/wet or warm/cold spells. Rain will be frequent every few days through October 14 with normal temperatures, then a return to cooler and drier conditions Oct 16-23. The first widespread freeze is possible during the weekend of Oct 18-19. A return to more mild temperatures is forecast for the last week of October. For the remainder of the month, about 4 to 5 inches of rain is expected in the Huntington area, with about 3 inches in the Pittsburgh area. We need to on the lookout for any tropical system that could develop in October.

WEATHER FORECAST


Pittsburgh:

WEDNESDAY	WEDNESDAY NIGHT	THURSDAY	THURSDAY NIGHT	FRIDAY	FRIDAY NIGHT	SATURDAY
						
Slight Chc Showers High: 65 °F	Partly Cloudy Low: 43 °F	Chance Showers High: 63 °F	Chance Showers Low: 48 °F	Chance Showers High: 61 °F	Mostly Cloudy Low: 43 °F	Partly Sunny High: 61 °F

Parkersburg:

WEDNESDAY	WEDNESDAY NIGHT	THURSDAY	THURSDAY NIGHT	FRIDAY	FRIDAY NIGHT	SATURDAY
						
Mostly Sunny High: 69 °F	Mostly Clear Low: 43 °F	Slight Chc Showers High: 67 °F	Chance Showers Low: 51 °F	Showers Likely High: 65 °F	Chance Showers Low: 45 °F	Mostly Cloudy High: 63 °F

Huntington:



8-14 Day Outlook... Above normal temperatures and above normal precipitation.

30 Day Outlook... Normal temperatures and normal precipitation.

Oct-Nov-Dec Outlook... Normal temperatures and normal precipitation

Dec-Jan-Feb Outlook... Normal temperatures and below normal precipitation

Feb-Mar-Apr Outlook... Normal temperatures and normal precipitation

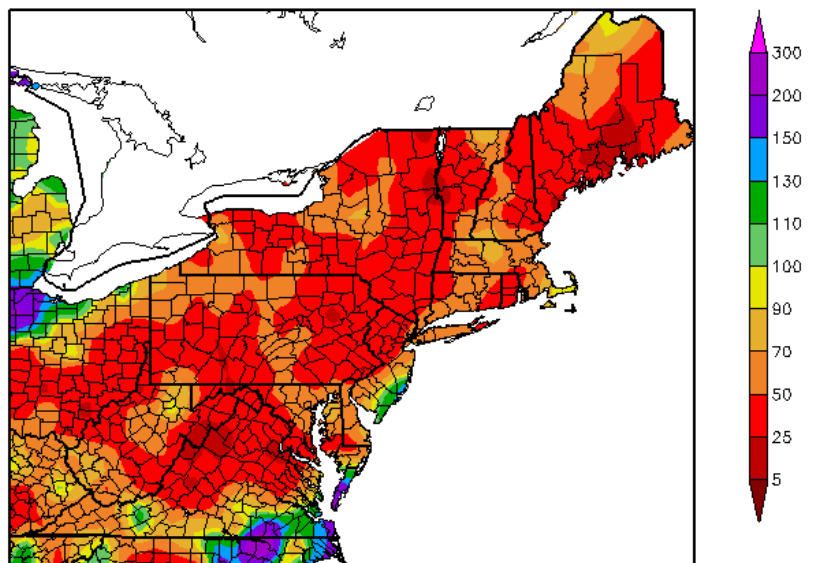
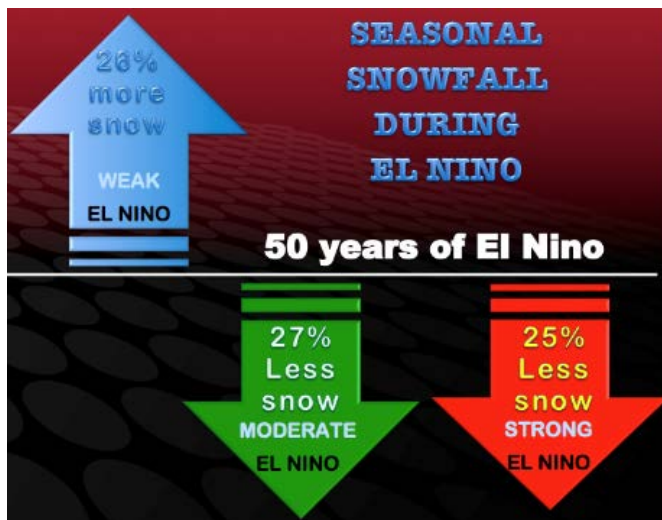
2014 Atlantic hurricane season: The season runs June 1- Nov 30. No activity in the Atlantic for the past week and none expected for at least the next week. Only two tropical cyclones formed in September. Normally four named storms form in September. In terms of accumulated cyclone energy...which measures the combined strength and duration of tropical storms and hurricanes...activity so far in 2014 has only been about 43 percent of the 1981-2010 average.

2014 Atlantic hurricane Summary table

Name	dates	max wind (mph)
Arthur	1-5 July	100
Bertha	1-6 Aug	80
Cristobal	23-29 Aug	85
Edouard	11-19 Sep	115

El Niño Outlook Tropical Pacific Ocean surface temperatures are normal, but sub-surface water is warmer than average. A late season El Nino remains possible if these warmer waters rise to the surface. The last El Nino was from 2009 to 2010, and the Pacific has either been in its cooler state, called La Nina, or neutral since then. A weak El Nino likely means a normal to above normal snow fall for the Ohio Valley.

Percent of Normal Precipitation (%)
9/7/2014 - 10/6/2014



Winter Outlook

Nothing currently points to a much milder winter than normal for our region. The overall weather pattern has not changed much since last January. A weak El Nino is still forecast to form which could mean a snowier than normal winter and slightly milder than last year. If the El Nino does not form, then the winter has the potential similar to last year.