

RIVER AND WEATHER CONDITIONS

Prepared for Waterways Association Meeting 7/13/2016
National Weather Service Forecast Office, Pittsburgh PA

For the latest river and weather forecasts--<http://www.weather.gov/pittsburgh>

WEATHER RECAP

June was above normal on temperatures, although there were a few cooler than normal periods. Precipitation was well below normal in Allegheny basin and above normal in the Monongahela.

OUTLOOK

Week of July 11: Hazy Hot and very Humid. Summertime thunderstorms. Better chance over the Monongahela. Rain amounts about 1.00 inch but isolated 2.00 to 3.00 inches.

Outlook for week of July 18: Hot and Humid. Summertime thunderstorms. Rain amounts less than an 1.00 inch but isolated 2.00 to 3.00 inches.

Outlook for week of July 25: Hot and Humid. Summertime thunderstorms.

Outlook August: Continued hot summer weather with scattered thunderstorms.

Outlook September: Summer lingers.

Summer Outlook Moderate La Nina is ongoing.

- July hot and humid, August continued hot summer weather with scattered thunderstorms.
- Hurricane season more active season than last year

El Niño transitions to La Niña recent similar years 1988, 1995, 1998, 2007 & 2010

Gulf of Mexico and western Atlantic much warmer now than those years

Unfavorable eastern Atlantic pattern argues against extremely active season this year, but 2017 & 2018 very active

Interesting Happenings: Super Typhoon now hitting near China, and as it curves northeast in northern Pacific ocean typically results in very warm conditions in eastern US in 1 -2 weeks, while northern high Rockies could see some high elevation snow. The Atlantic remains quiet but warm waters near the coast are favorable for anything that develops.

HIGH WATER POTENTIAL










High water potential is about normal. A minimum of 2.50 inch basin wide rainfall in 6 to 12 hours is needed to bring rivers to bank full. Total precipitation through the first week of August should average about 2 to 3 inches which is below normal.

| <i>Location</i> | <i>Jun 2016 Precipitation</i> | <i>Departure (Inches)</i> |
|-------------------|-----------------------------------|-------------------------------|
| Pittsburgh | 3.61 | -0.34 |

| <i>Location</i> | <i>Jun Average Temperature</i> | <i>Departure Degrees</i> | <i>Extreme High</i> | <i>Extreme Low</i> |
|-------------------|------------------------------------|------------------------------|-------------------------|--------------------|
| Pittsburgh | 71.6 | +1.1 | 92 Jun 26 | 49 Jun 9 |

| | Jan | Feb | Mar | Apr | May | Jun | Jul | Aug | Sep | Oct | Nov | Dec | Annual |
|-------------------------------|------|------|------|------|------|------|------|------|------|------|------|------|--------|
| Average monthly precipitation | 2.7 | 2.39 | 2.95 | 3.11 | 3.95 | 4.3 | 3.83 | 3.48 | 3.11 | 2.29 | 3.23 | 2.85 | 38.19 |
| Average High Temperature | 35.7 | 39.3 | 49.2 | 61.7 | 70.8 | 79.1 | 82.5 | 81.4 | 74.3 | 62.6 | 51.2 | 39.4 | 60.7 |
| Average Low Temperature | 21.1 | 23 | 30 | 40.2 | 49.3 | 58.4 | 62.8 | 61.5 | 54 | 42.9 | 34.7 | 25.3 | 42 |
| Average monthly snowfall | 11.8 | 10.3 | 7.6 | 1.5 | 0 | 0 | 0 | 0 | 0 | 0.4 | 2 | 8.3 | 41.9 |

WEATHER FORECAST

| Today | Tonight | Wednesday | Wednesday Night | Thursday | Thursday Night | Friday | Friday Night | Saturday |
|--|---|---|---|---|--|---|---|---|
|  |  |  |  |  |  |  |  |  |
| Hot | Mostly Cloudy | Chance T-storms | Chance T-storms | T-storms Likely | T-storms Likely | Partly Sunny | Mostly Cloudy | Partly Sunny |
| High: 91 °F | Low: 72 °F | High: 90 °F | Low: 73 °F | High: 88 °F | Low: 70 °F | High: 85 °F | Low: 66 °F | High: 83 °F |

8-14 Day Outlook... Hazy Hot and Humid .

30 Day Outlook... Above normal temperatures and below normal precipitation.

Sep-Oct-Nov Outlook... Warmer and drier than normal.

Nov-Dec-Jan Outlook... Normal temperatures and normal precipitation

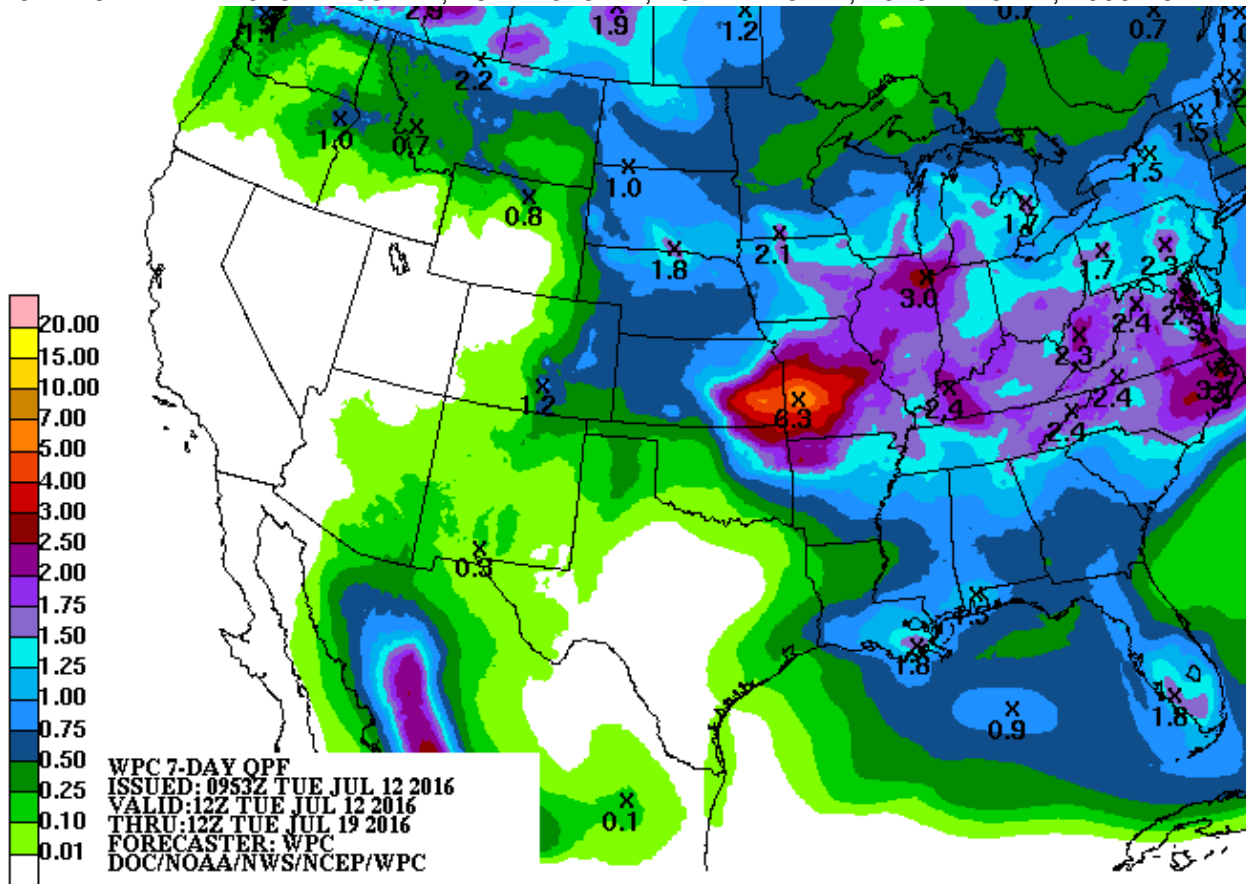
Jan-Feb-Mar Outlook... Low Confidence...Normal temperatures and normal precipitation

Average Yearly rainfall Pittsburgh: 38.19 inches So far in 2016: 17.23(-3.58)

Totals for: 2015:40.56 2014: 36.84 2013: 36.65 inches; 2012: 41.74 inches; 2011: 44.24 inches; 2010: 37.85 inches

Average Yearly snowfall Pittsburgh: 41.9 inches 2015-16 season: 29.6 inches (-12.3)

2014-15: 47.2 in 2013-14: 63.4 in; 2012-13: 57 in; 2011-12: 37 in; 2010-11: 57 in; 2009-10: 77 in



7 Day rain forecast

**Western Pennsylvania Temperature Forecast
July - August 2016**

