

RIVER AND WEATHER CONDITIONS

Prepared for Waterways Association Meeting 7/8/2015
 National Weather Service Forecast Office, Pittsburgh PA
 For the latest river and weather forecasts--<http://www.weather.gov/pittsburgh>

WEATHER RECAP

It was Pittsburgh's 8th wettest June on record. In Pittsburgh, a total of 7.34 inches of precipitation fell during June which is 3.04 inches above the normal amount of 4.30. The maximum temperature exceeded 90 degrees on 2 days in June. The Allegheny River flow was over 400% of normal while the Ohio and Monongahela rivers were 200% of normal flows for the month. All reservoirs are at or above the summer pools. Persistent and frequent widespread rains of 2 to 3 inches during the period June 16 to June 21 brought many streams and creeks out of their banks and caused flooding. So far in July we have had 2.35 inches (+1.46 above normal).

OUTLOOK

The jet stream will remain close or just to our north into August meaning we will have a few days of warm humid weather interspersed with frontal passages every 3-5 days. This pattern can lead to isolated heavy rains from thunderstorms.

Outlook for rest of week: Humid. Highs in the 80s and lows in the 60s. 1.00-1.50 inch of rain. Most basins equally affected.

Outlook for week of July 13: Humid with a wet period first half of week (approx. 2.00 inches). Likely that Monongahela and Cheat River Basins may get more than Allegheny basin. Second half of week July 15-19 a drier period.

Outlook for week of July 20: Return to wet showery pattern. No prolonged heat. (approx. 1.50-2.00 inch)

July outlook: Below normal temperatures. Above normal precipitation.

August outlook: Below normal temperatures. Above normal precipitation.

Tropical/Hurricane outlook: Only 2 storms so far: Anna & Bill. Strong easterlies and dust plumes off of western Africa are hampering tropical development in the Atlantic. Waters temperatures in the Gulf of Mexico and western Caribbean are above normal. This area is where there is a potential for development over the next several weeks.

Summer Outlook: El Nino may limit the number of Atlantic Hurricanes, but ones that do form could be strong.

Winter Outlook: El Nino strengthens in the central Pacific, but cooler than normal temperatures in the eastern Pacific. This may mean more snow & colder than normal temperatures for the Pittsburgh area. October-November may start the winter season colder than normal with above normal precipitation, December may be milder, but outlook for January and February is colder than normal.

<i>Location</i>	<i>Jun 2015 Precipitation</i>	<i>Departure (Inches)</i>
<i>Pittsburgh</i>	7.34	+3.04










<i>Location</i>	<i>Jun Average Temperature</i>	<i>Departure Degrees</i>	<i>Extreme High</i>	<i>Extreme Low</i>
<i>Pittsburgh</i>	70.4	+1.70	90 Jun 11, 12	48 Jun 1

HIGH WATER POTENTIAL

High water potential is above normal. Soils are very wet. A minimum of 1.50 inch basin wide rainfall in 6 to 12 hours is needed to bring rivers to bank full. Total rainfall through the first week of August should average about 4.0 inches which is above normal. The Monongahela and Cheat River Basins may get more than Allegheny basin during this period.

	Jan	Feb	Mar	Apr	May	Jun	Jul	Aug	Sep	Oct	Nov	Dec	Annual
Average monthly precipitation	2.7	2.39	2.95	3.11	3.95	4.3	3.83	3.48	3.11	2.29	3.23	2.85	38.19

WEATHER FORECAST

Today	Tonight	Thursday	Thursday Night	Friday	Friday Night	Saturday	Saturday Night	Sunday
								
20%	40%	70%	70% → 30%				30%	40%
Isolated Showers then Mostly Cloudy	Chance Showers	Showers Likely	Showers Likely then Chance Showers	Partly Sunny	Partly Cloudy	Partly Sunny	Mostly Cloudy then Chance Showers	Chance Showers then Chance T-storms
High: 73 °F	Low: 67 °F	High: 78 °F	Low: 64 °F	High: 81 °F	Low: 60 °F	High: 83 °F	Low: 66 °F	High: 85 °F

8-14 Day Outlook... Below normal temperatures and above normal rainfall.

30 Day Outlook... Below normal temperatures and above normal precipitation.

Aug-Sep-Oct Outlook... Below normal temperatures and normal rainfall

Oct-Nov-Dec Outlook... Below normal temperatures and above normal rainfall

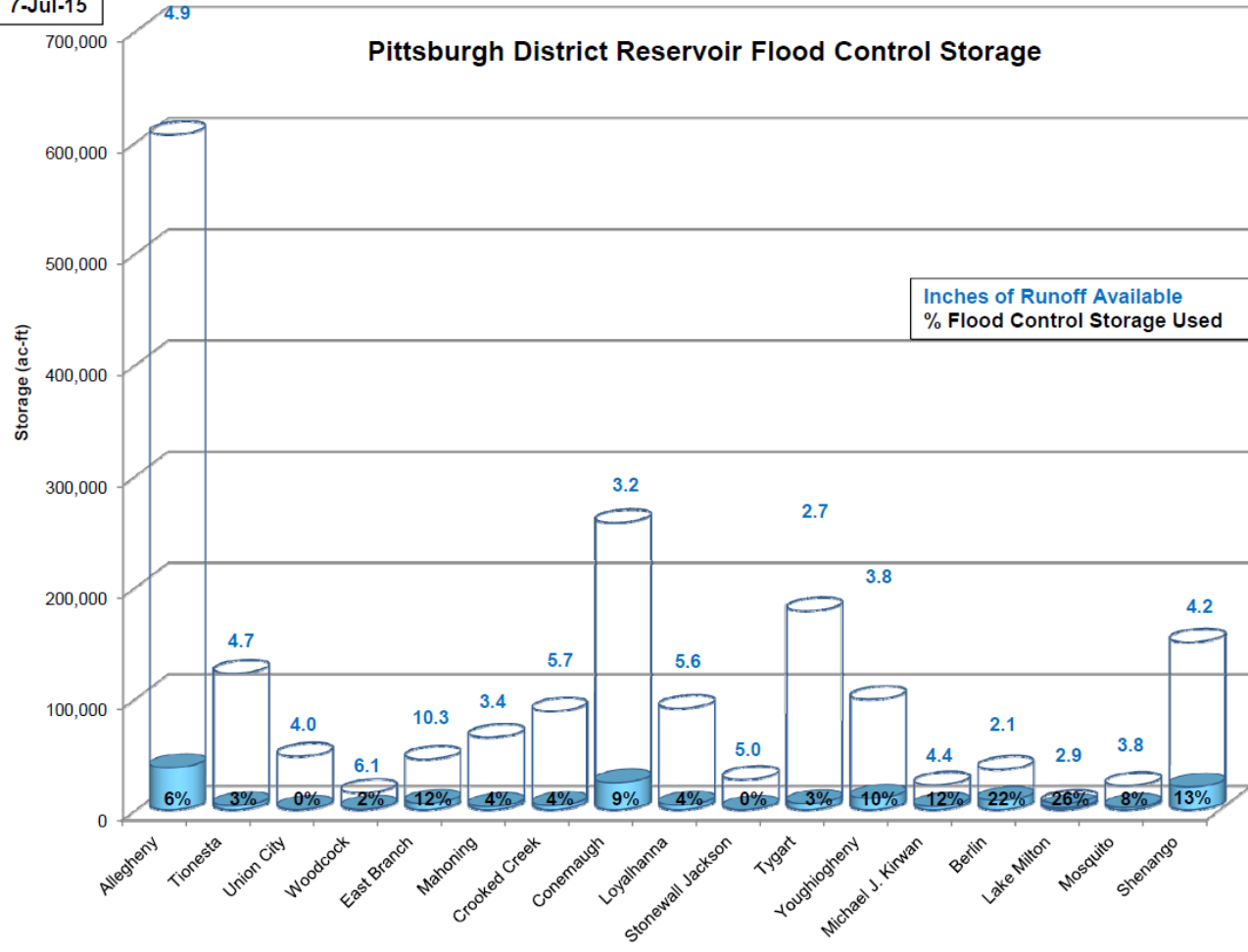
Dec-Jan-Feb Outlook... Below normal temperatures and normal precipitation

Average Yearly rainfall Pittsburgh: 38.19 inches **So far in 2015:** 24.17 (+3.88)

Totals for: 2014: 36.84 2013: 36.65 inches; 2012: 41.74 inches; 2011: 44.24 inches; 2010: 37.85 inches

7-Jul-15

Pittsburgh District Reservoir Flood Control Storage



Precipitation (in) 6/7/2015 - 7/6/2015

